



Sentinel Fertilization leverages crop imagery and geospatial agronomic data to empower precision nutrient management, especially for fertigation – application of fertilizer via irrigation.

Capabilities:











- Digital ag software
- Trial monitoring
- Consulting services
- Equipment integration



Jackson Stansell
CEO & Founder
jackson.stansell@sentinelfertilization.com

NCGA – Yield Contest Class J – Re-ranked



Rank	First	Last	City	State	Brand	Hybrid	Yield	N Applied	NUE	FPF	Partial Profit	Corn Price	N Price
	1	Nick	Preissler	Aurora	NE	Pioneer	P1742Q	313	165	0.53	106.22	\$ 1,460.89	\$ 5.00 \$ 0.63
	2	Terry	Vissing	Marysville	IN	DEKALB	DKC68-35RIB	309	180	0.58	96.08	\$ 1,430.76	\$ 5.00 \$ 0.63
	3	Jay	Reiners	Juniata	NE	Pioneer	P1170AM	308	180	0.59	95.67	\$ 1,424.16	\$ 5.00 \$ 0.63
	4			Pierce	NE			301	180	0.60	93.64	\$ 1,391.60	\$ 5.00 \$ 0.63
	5	Dave	Preissler	Giltner	NE	Pioneer	P1278Q	280	180	0.64	87.12	\$ 1,286.78	\$ 5.00 \$ 0.63
	6			Clay Center	NE			276	149	0.54	103.73	\$ 1,286.13	\$ 5.00 \$ 0.63
	7			Gibbon	NE			273	95	0.35	169.87	\$ 1,308.30	\$ 5.00 \$ 0.63
	8	Erik	Friesen	Henderson	NE	Pioneer	P1656WAM	271	180	0.66	84.40	\$ 1,243.04	\$ 5.00 \$ 0.63
	9	Dave	Preissler	Giltner	NE	Pioneer	P1185AM	270	180	0.67	84.03	\$ 1,237.09	\$ 5.00 \$ 0.63
	10	Randy	Hardy	Roanoke	IN	DEKALB	DKC67-94RIB	270	180	0.67	84.00	\$ 1,236.53	\$ 5.00 \$ 0.63
	11			Gibbon	NE			266	102.5	0.39	331.02	\$ 1,301.65	\$ 5.00 \$ 0.63
	12			McCool Junction	NE			258	123	0.48	117.46	\$ 1,212.51	\$ 5.00 \$ 0.63
	13	Kelly	Garrett	Arion	IA	Pioneer	P1222AM	250	180	0.72	77.89	\$ 1,138.33	\$ 5.00 \$ 0.63
	14			Lexington	NE			249	144	0.58	96.83	\$ 1,154.28	\$ 5.00 \$ 0.63
	15	John	Stasiak	Holmen	WI	Golden Harvest	G02K39-AA	249	180	0.72	77.35	\$ 1,129.80	\$ 5.00 \$ 0.63
	16	Ryan	Loofe	Walthill	NE	Pioneer	P1413AM	240	180	0.75	74.73	\$ 1,087.67	\$ 5.00 \$ 0.63
	17	David	Simon	Fond Du Lac	WI	Pioneer	P0421AM	239	180	0.75	74.47	\$ 1,083.48	\$ 5.00 \$ 0.63
	18			Schuyler	NE			235	140	0.60	94.00	\$ 1,086.80	\$ 5.00 \$ 0.63
	19	Garett	Gordy	Bowling Green	MO	Pioneer	P1170AM	233	180	0.77	72.41	\$ 1,050.38	\$ 5.00 \$ 0.63
	20			Beaver Crossing	NE			229	145	0.63	109.61	\$ 1,071.29	\$ 5.00 \$ 0.63
	21	John	Ruzicka	Bancroft	WI	Golden Harvest	G02K39-AA	225	180	0.80	69.99	\$ 1,011.37	\$ 5.00 \$ 0.63
	22			Osceola	NE			226	132	0.58	95.88	\$ 1,046.84	\$ 5.00 \$ 0.63
	23			Stapleton	NE			226	132	0.58	95.88	\$ 1,046.84	\$ 5.00 \$ 0.63
	24			Kearney	NE			220	156	0.71	78.97	\$ 1,001.72	\$ 5.00 \$ 0.63
	25	Mike	Bell	Circleville	OH	Seed Consultants	SC1141AM	204	180	0.88	63.38	\$ 905.14	\$ 5.00 \$ 0.63