


## How to Find and Use Your Degree Audit

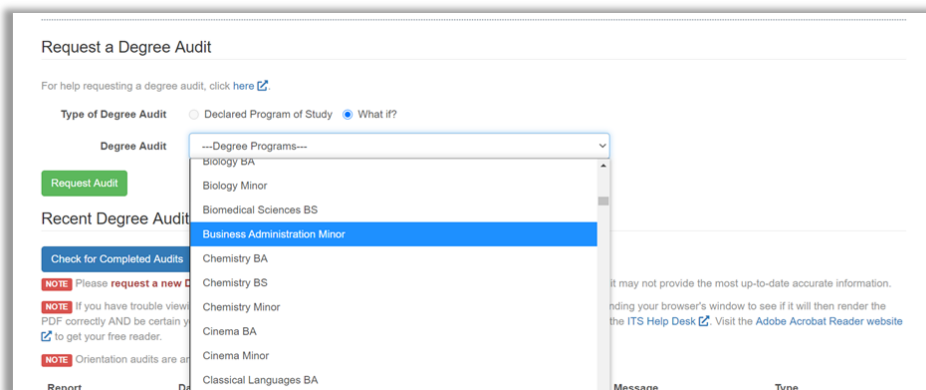
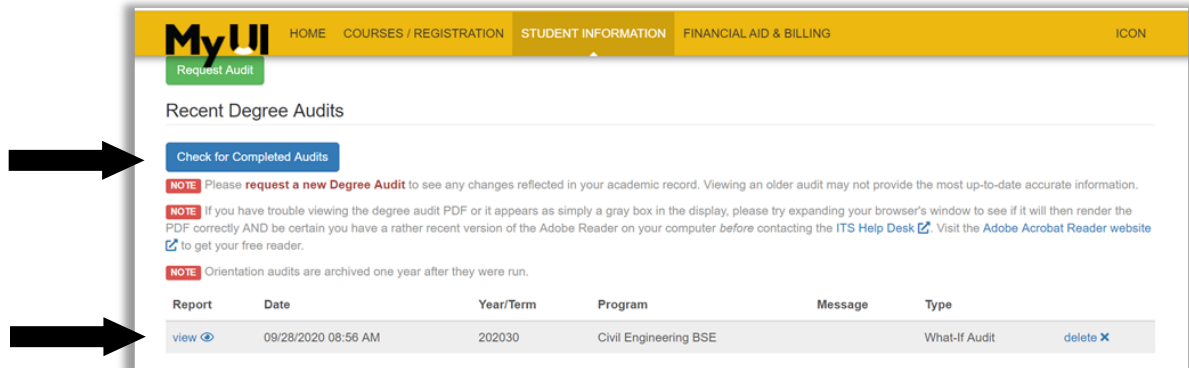
1. Log into MyUI and click on the **Degree Audit** tile



2. Your Declared Program of Study is automatically selected. Click **Request Audit**.



3. After ten seconds, click **Check for Completed Audits**. Then click **View** to open your degree audit in a new tab.



If you are considering a different major or interested in pursuing a minor, you can also request a **What-if Degree Audit** to learn what is required for that program.

## How to Find and Use Your Degree Audit



Your degree audit is your **official record of academic requirements**. It tracks which requirements you have already completed and which you still need to complete to graduate.

You should request a **new degree audit** before any advising appointment.

A **red minus sign** indicates that you have not yet completed a requirement.

A **black plus sign** indicates a requirement is met. This may be from current (in progress) or previous coursework.

All of your **General Education** courses are listed together towards the beginning of your degree audit. Note: Only courses and credits that have been **officially** reported to the University of Iowa will appear on the degree audit.

Classes in the **Course Pool** are not currently counting toward your engineering degree. Check with your advisor if you have questions about these courses.

### COLLEGE OF ENGINEERING GENERAL EDUCATION REQUIREMENTS

-- R 3 S.H. OF 'BE CREATIVE' COURSES MUST BE COMPLETED  
NEEDS: 3.00 hours

-- R 3 S.H. OF DIVERSITY AND INCLUSION MUST BE COMPLETED  
AT THE UNIVERSITY OF IOWA  
NEEDS: 3.00 hours

+ R 9 S.H. OF APPROVED SUBJECTS HAVE BEEN COMPLETED

Term	Course	Credits	Grade	Crse Title
FA20	CINE:1601	3.0	A	Intro to Film SCOTT: DRA 110
FA20	TRNX:T061	3.0	A	Contmp World Issues SCOTT: GLS 100
FA21	APPX:0053	3.0	R	AP Human Geography AP EXAM: AP 53